

BADMINTON IN SPORThAL TER WAERDEN

OPBOUW BADMINTONBAAN

- * Op elke Trilan-speelavond worden verplicht alle **8 badmintonbanen** opgebouwd.
- * Op elke zijlijn van een badmintonbaan hoort een paal, los of vast in de grondpot.
- * Gebruik van **stoelen** is alleen toegestaan op de **beschermende matten**.
- * De **oranje zuignap** om de onzichtbare grondpotten te openen is eigendom van Trilan en dient steeds direct op de vaste plek terug te worden gezet.



AFBOUW BADMINTONBAAN

- * Geknoopte touwen losmaken > Netten van de losse palen afhaken > Netten van de vaste palen afhaken.

OPRUIMEN MATERIALEN

- * Netten op haken hangen > Vaste palen voorzichtig op plaats schuiven > Losse palen plaatsen.

Ter Waerden : Training

Bank 01

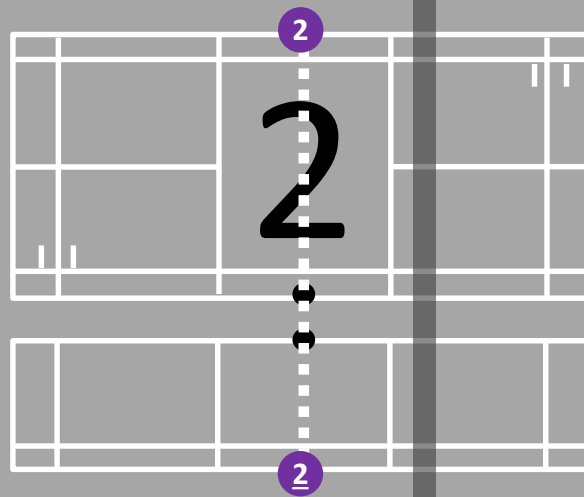
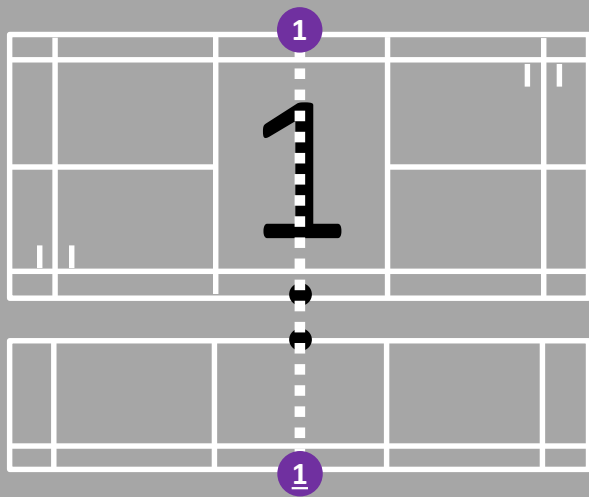
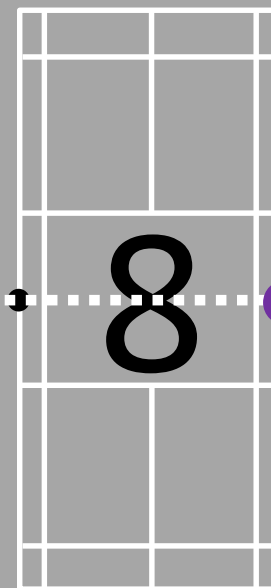
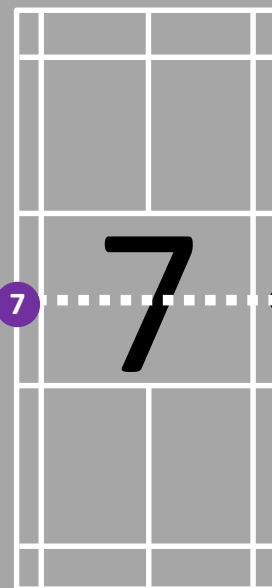
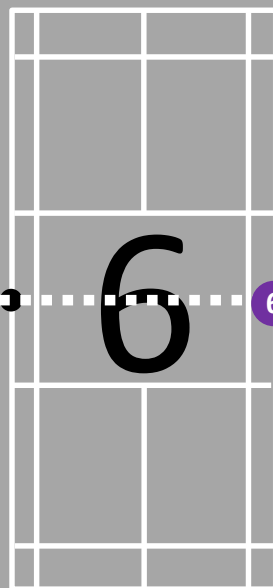
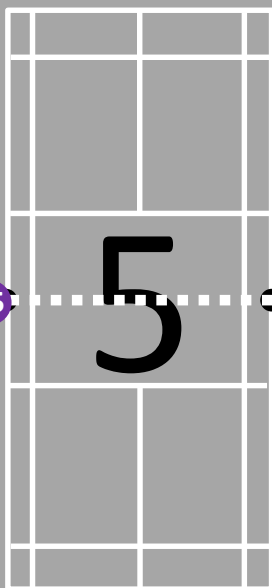
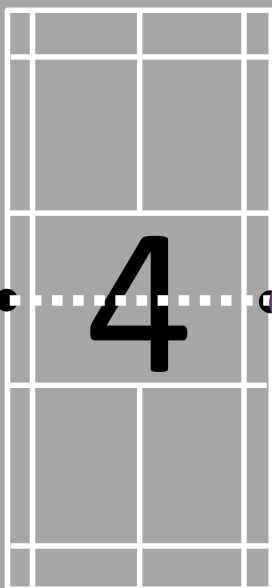
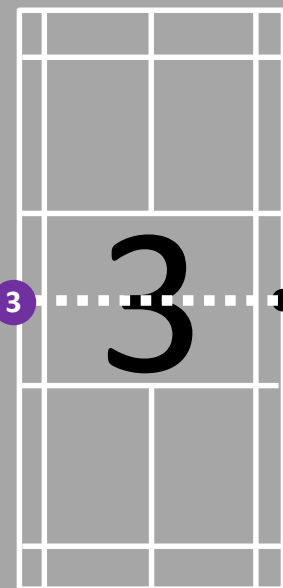
Bank 02

Bank 03

Bank 04

Bank 05

Bank 06



Bank 07

SPORTTAS

Bank 08

SPORTTAS

Overzicht



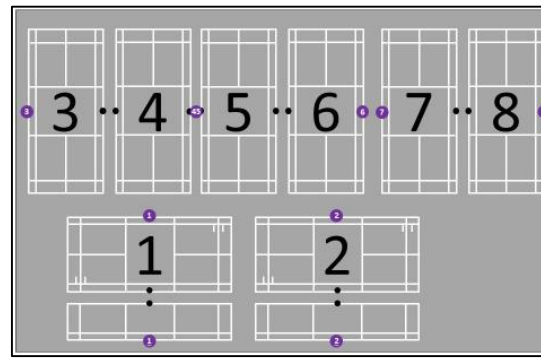


Baan 3 t/m 8




Baan 1 + 2 + 1A + 2A

Opbouw Training



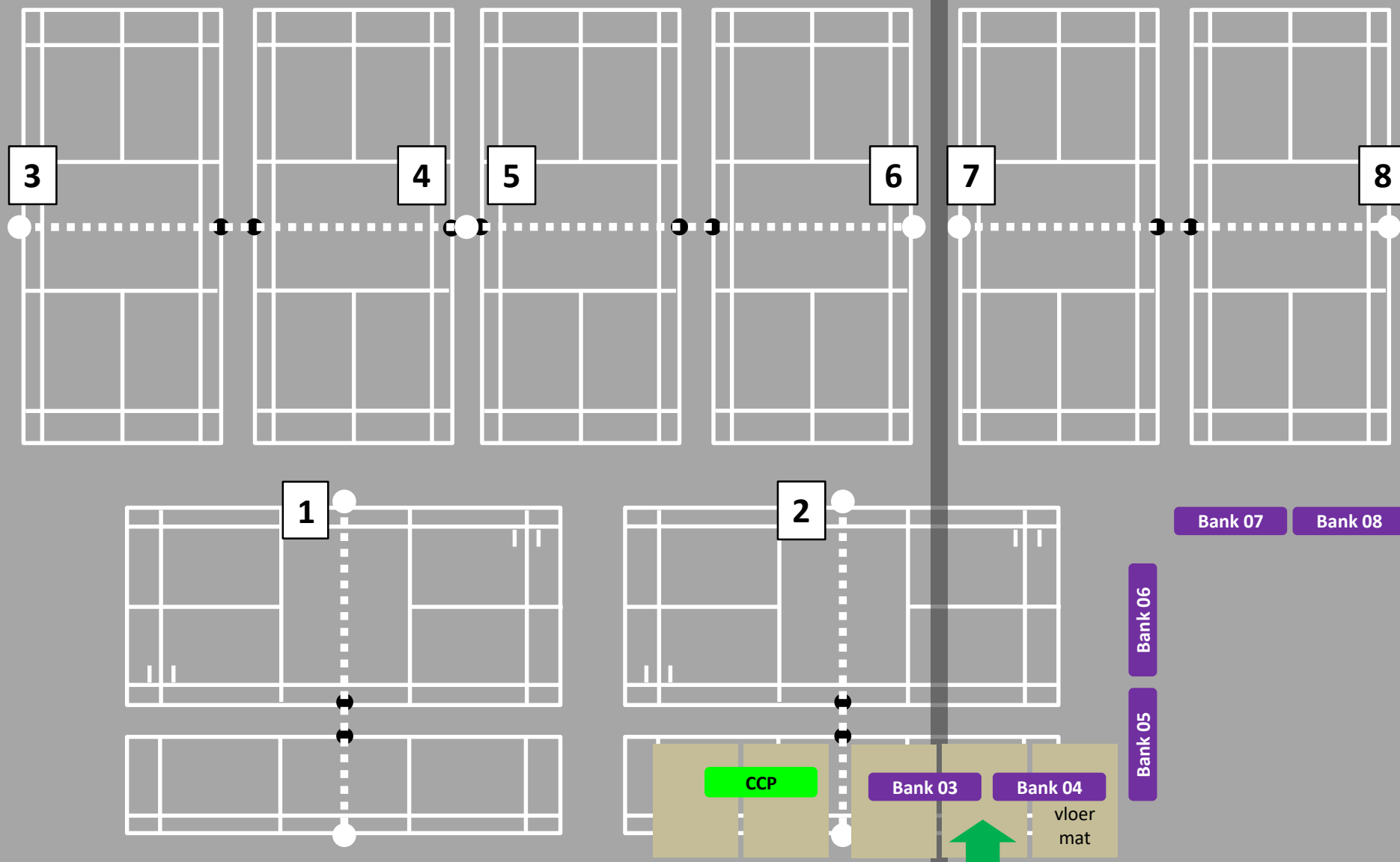
Scheidingswand



Ter Waerden : Competitie & Toernooien

Bank 01

Bank 02



3

4

5

6

7

8

1

2

Bank 07

Bank 08

Bank 06

Bank 05


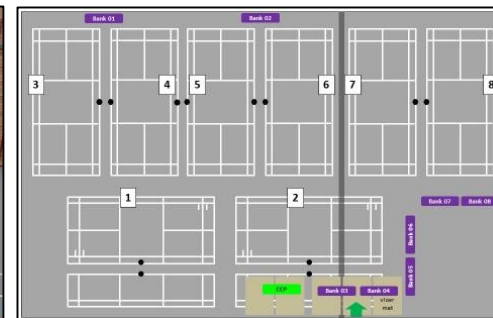
CCP

Bank 03

Bank 04

vloer
mat

Opbouw Competitie



Badmintonkar

